
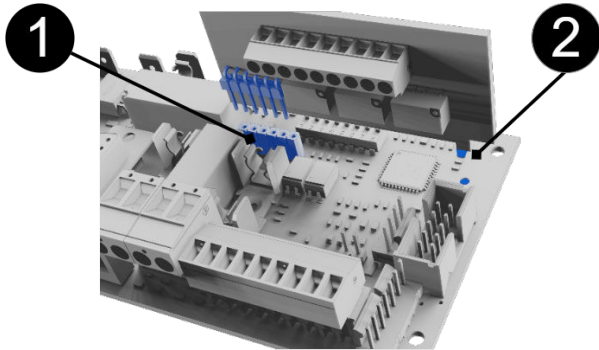


TECHNICAL SPECIFICATIONS RELAY CARD NOVA SERIES PRO1



With three relay outputs for systems supplied with PRO1 motherboards.

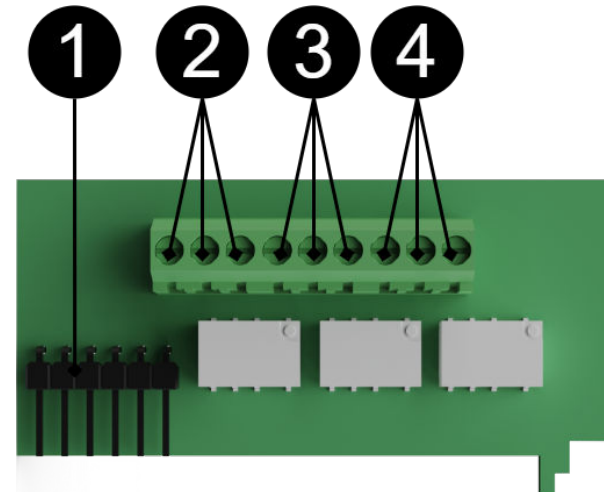
Mounting



The card is mounted against the opposite pin strip (1).

The card is stabilized by pressing the card firmly so that the spike meets the hole (2).

Brief description and connections



No	Explanation
1	Pin strip
2	Mains failure alarm: NC/CO/NC.
3	Total alarm: : NC/CO/NC.
4	Alarm for low system voltage : NC/CO/NC.

Technical data

Item number	A-AL0024TEQ01
Product description	Option board for PRO1 with three relays.
Alarm, mains failure (relay 1)	NC/CO/NO
Alarm, total alarm, (relay 2)	NC/CO/NO
Total alarm: Fuse failure, tamper switch, charger failure over-voltage, charger failure undervoltage, cell failure / battery not connected, low battery voltage in case of mains failure, aged battery.	
Alarm, low system voltage (relay 3)	NC/CO/NO

Manufactured in Milleteknik's factory in Partille, Sweden.

This translation is not verified and should be cross referenced with the Swedish original before use.

About translation of this document

User manual and other documents are in the original language in Swedish. Other languages are machine translated and not reviewed, errors may occur.

About this document

Article number of the document:

This document is subject to change without prior notice.

All information is published with reservation for printing errors.

Address and contact details

Milleteknik AB
Ögärdesvägen 8 B
S-433 30 Partille
+46 31 340 02 30
www.milleteknik.com